




PRODUCT No	DUCT DIAMETER
CBS D-938-001	25-28mm
CBS D-938-002	30-33mm
CBS D-938-003	42-45mm
CBS D-938-004	55-60mm
CBS D-938-005	75-80mm
CBS D-938-006	90-100mm

PRODUCT No	DESCRIPTION
CBS D-1046-001	HOOP ROLLER




PRODUCT No	DESCRIPTION
CBS D-1047-001	TRIPLE CORNER ROLLER

PRODUCT No	DESCRIPTION
CBS D-1048-001	MANHOLE QUADRANT ROLLER



PRODUCT No	DESCRIPTION
CBS D-1041-001	MANHOLE ENTRY ROLLER



CABLE ROLLERS

DUCT ENTRY ROLLERS

Duct Entry Rollers are designed to allow rope, or cable into and out of the duct mouth. Available for different sizes of duct ranging from 25mm-100mm

HOOP ROLLER

A cable roller designed to bridge existing cables. Fitted with sealed bearings for use in adverse site conditions. Manufactured in a steel tubular welded construction with aluminium roller.

SPECIFICATION

Dimensions	390mm x 235mm x 250mm
Weight	5.7kg

TRIPLE CORNER ROLLER

Used in pairs Triple Corner Rollers are used on bends in open trench work. The frame is manufactured in tubular steel and the rollers are cast aluminium.

SPECIFICATION

Dimensions	620mm x 310mm x 330mm
Weight	18.2kg

MANHOLE QUADRANT ROLLER

Three cast aluminium rollers mounted in a tubular steel frame, allows cable to gradually turn through 90° into the manhole opening. The effective rolling radius is 800mm.

SPECIFICATION

Dimensions	810mm x 600mm x 210mm
Weight	17.4kg

MANHOLE ENTRY ROLLER

This roller is used to guide draw rope into and out of manhole openings.

SPECIFICATION

Dimensions	260mm x 150mm x 160mm
Weight	2.4kg